



English Learner Program Evaluation

2016-2017



Annual Report of EL Program Effectiveness

1. Progress of English Learners towards proficiency in English
2. The number and percentage of English learners reclassified as fluent English proficient
3. The number and percentage of English learners who are or are at risk of being classified as long-term English learners
4. The achievement of English learners on standards-based tests in core curricular areas
5. Progress toward any other goals for English learners identified in the district's LCAP
6. A comparison of current data with data from at least the previous year



Progress of English Learners Towards Proficiency in English

Criteria: Student moved up at least one proficiency level on CELDT or was reclassified

	2014-2015	2015-2016	2016-2017
District	74.4%	70.5%	83.6%
Gridley High	72.7%	91.5%	100%
Sycamore	88.7%	86.7%	100%
Wilson	72.7%	55.2%	69.5%
McKinley	66.7%	89.6%	95.2%

LCAP Goal for 2016-2017 is 78%



Number and Percentage of English Learners Reclassified as Fluent English Proficient

	2015-2016	2016-2017
Number of RFEP	44	106
Percentage of RFEP	11.4%	31%



Number and Percentage of English Learners at Risk of Becoming LTELs

“At Risk” is 4-5 years as an EL

GUSD has 76 students (22%) who are “at-risk”

These students have been identified and are being carefully monitored by staff. Interventions and extra support is provided to ensure that they reach proficiency in English

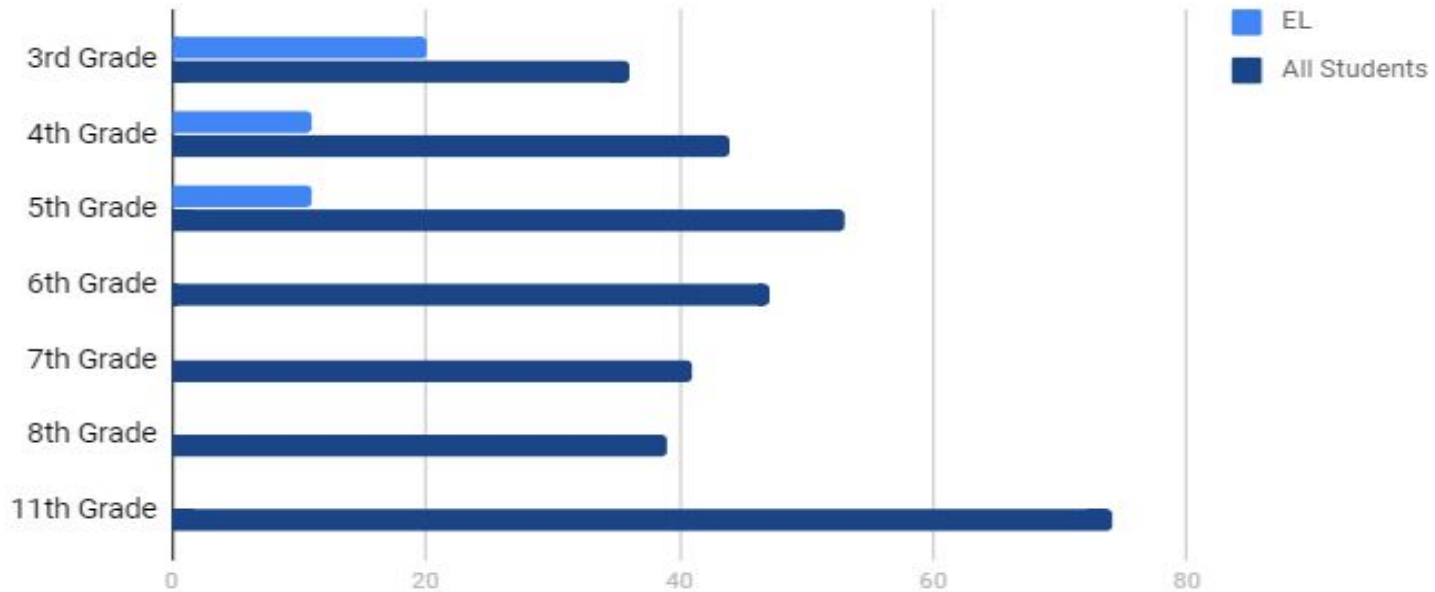


Achievement of English Learners on CAASPP

SBAC ELA	Grade 3	Grade 4	Grade 5	Grade 6	Grade 7	Grade 8	Grade 11	All
# ELs with scores	41	45	27	17	20	0	13	173
Standard Exceeded	5%	2%	4%	0	0	0	0	2%
Standard Met	15%	9%	7%	0	0	0	0	8%
Standard Nearly Met	37%	36%	33%	29%	20%	0	54%	34%
Standard Not Met	44%	53%	56%	71%	80%	0	46%	56%

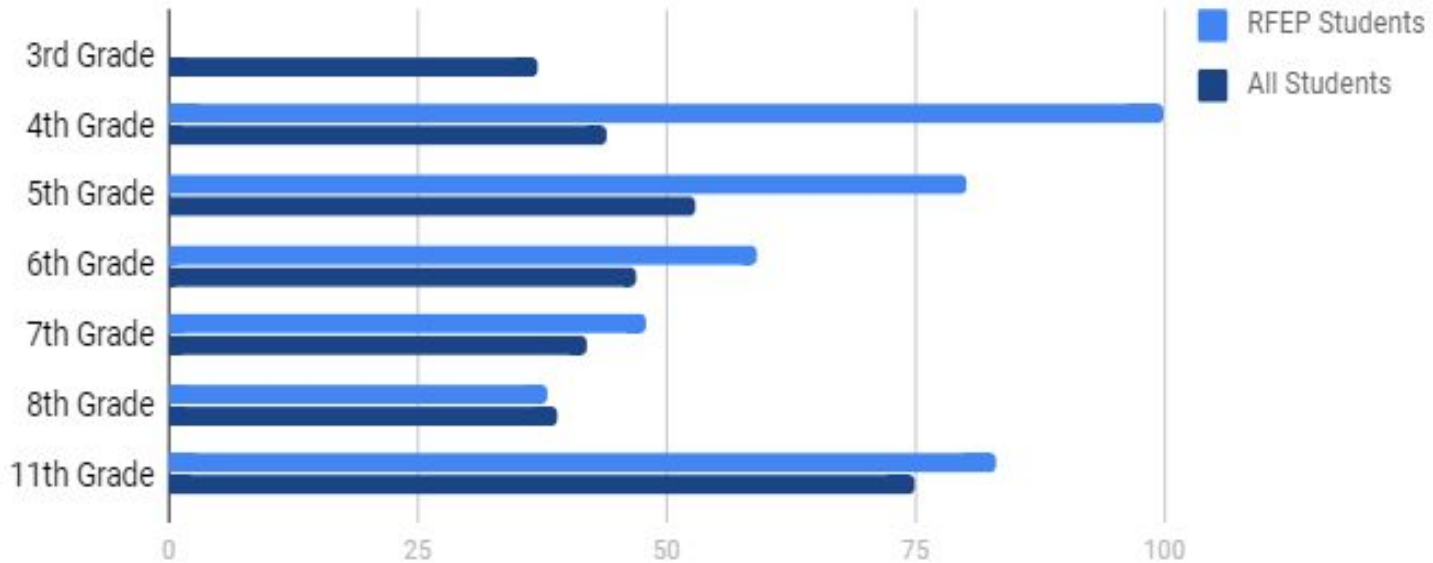
Achievement of English Learners on ELA CAASPP Compared to All Students

ELA SBAC Comparison



Achievement of Reclassified Students on ELA CAASPP Compared to All Students

RFEP Students



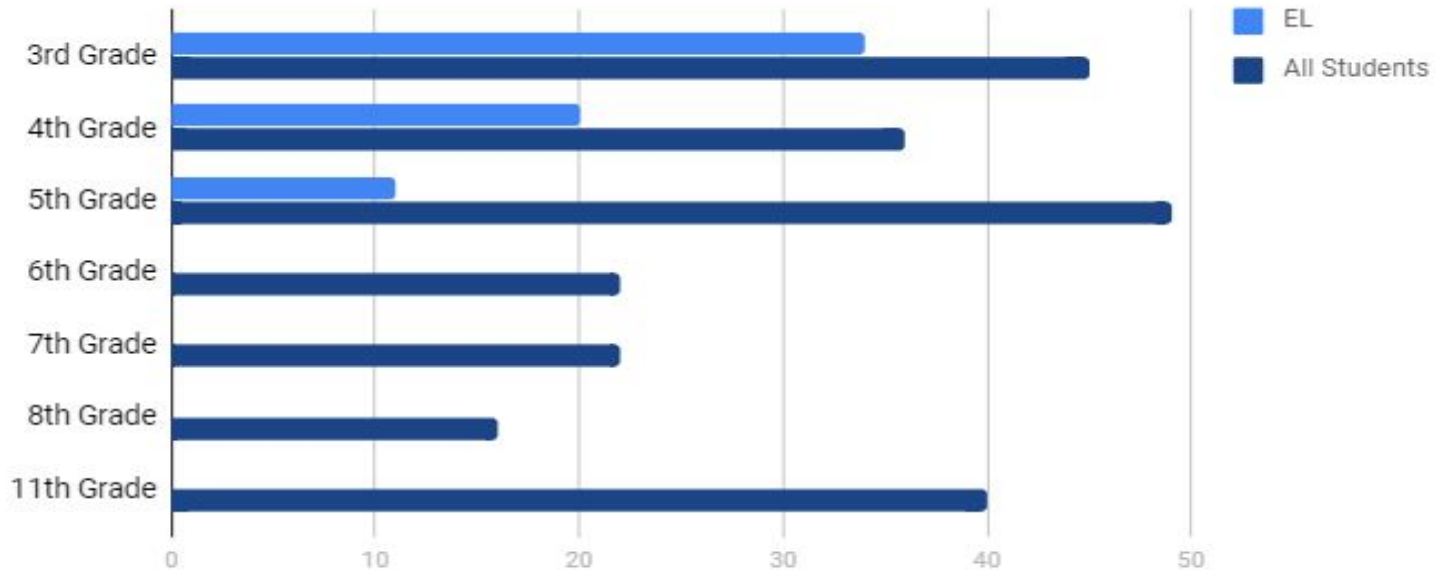


Achievement of English Learners on CAASPP

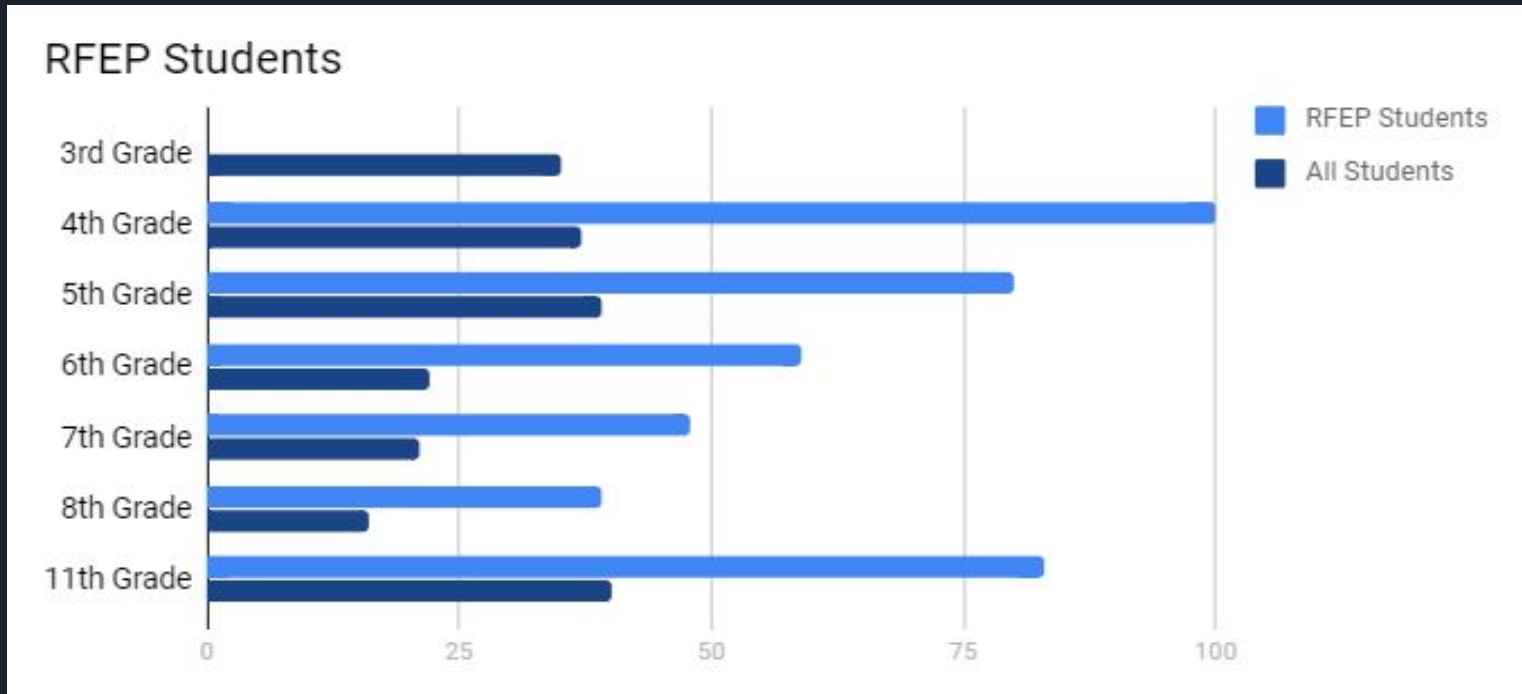
SBAC Math	Grade 3	Grade 4	Grade 5	Grade 6	Grade 7	Grade 8	Grade 11	All
# ELs with scores	41	45	27	17	20	0	13	173
Standard Exceeded	7%	0%	4%	0	0	0	0	2%
Standard Met	27%	20%	7%	0	0	0	0	13%
Standard Nearly Met	34%	33%	33%	18%	10%	0	8%	27%
Standard Not Met	32%	47%	56%	82%	90%	0	92%	59%

Achievement of English Learners on Math CAASPP Compared to All Students

Math SBAC Comparison



Achievement of Reclassified Students on Math CAASPP Compared to All Students





Progress Towards LCAP EL Goals

All English Learners will move towards proficiency in English, with 85% per year moving one level or being reclassified

- Train staff to fully implement the Designated and Integrated ELD portion of the Benchmark ELA/ELD program
 - In progress. Several trainings have occurred over the course of the year and more are planned to ensure teachers are comfortable using the curriculum to support EL student needs.
- Specialized ELD instruction for LTELs in grades 6-12
 - Implement Language! Program at Sycamore
 - Purchase ELD material/training at GHS
 - Purchased ELD materials at Esperanza
 - Currently working on academic support plans for LTELs and “at risk” LTELs
- Balance classes for EL status, ethnicity and demographics